

SLD2425

24" TFT LCD, Wide Viewing Angle, LED Backlight 1000nits, FHD (1920x1080)

24" TFT LCD panel, built-in 1000 nits high bright for sunlight readable LCD display, high transmittance color filter, high transmission polarizing plates, Low Power Consumption, suitable for kiosk, advertising, POS, marine, transportation, gaming, studio display, gas pump.



KEY FEATURES

- Sunlight Readable
- LED Backlight
- FHD(1920x1080) High Definition
- High Shock & Vibration Resistance
- Low Power Consumption
- Wide Viewing Angle
- High Uniformity
- Low EMI Noise
- Wide Dimming
- Life Expectancy
- Wide Operation Temperature (-20~70 °C)

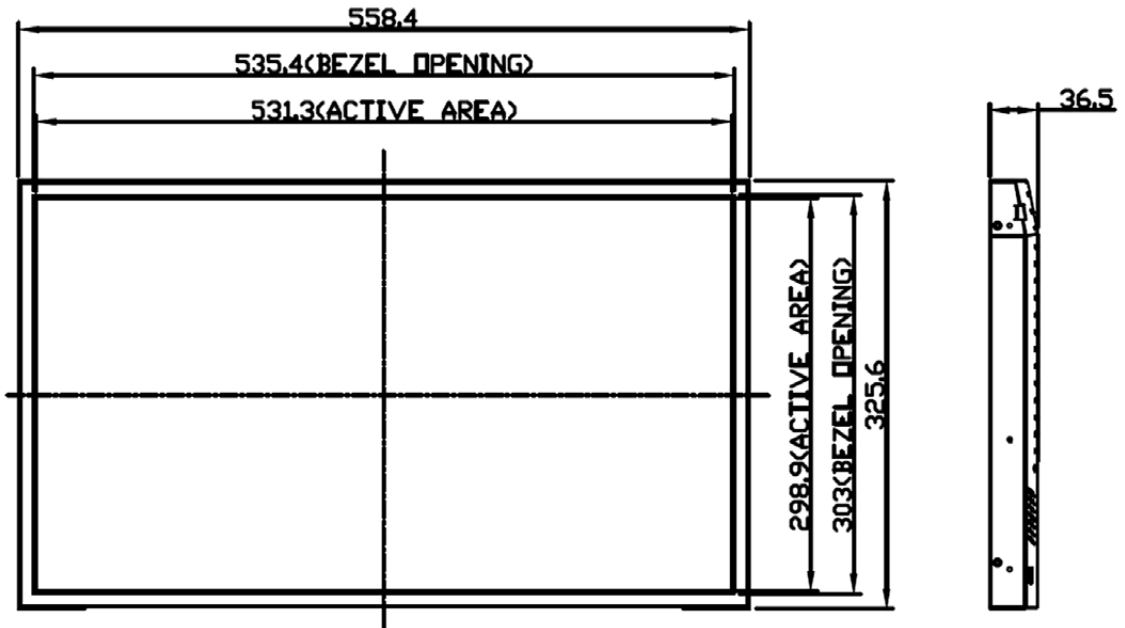
SPECIFICATIONS

Model No.	SLD2425
Description	24" TFT LCD, LED Backlight 1000nits, FHD (1920x1080)
Display Area (mm)	531.36 x 298.89 mm
Brightness	1000 cd/m ²
Resolution	1920 x 1080 (FHD)
Contrast Ratio	5000 : 1
Pixel Pitch (mm)	0.276(H) x 0.276(V)
Viewing Angle	+89°~-89°(H), +89°~-89°(V)
Display Colors	16.7M
Response Time (Typical)	25ms
Sync	LVDS
Power Consumption	38W
Dimensions (mm)	558.4(W)x325.6(H)x36.5(D)
Weight (Net)	4.0 Kg
LED Driving Board	LID24
Control Board (Optional)	<input type="checkbox"/> AD2662GD <input type="checkbox"/> AD2662GDVAR
<input type="checkbox"/> AD2662GD	VGA+DVI
<input type="checkbox"/> AD2662GDVAR	VGA+DVI (Optional S-Video/ Component / Audio)
F / R Control Button	<input type="checkbox"/> 4 Key
<input type="checkbox"/> 4 Key	Power Switch, Menu, Select (+,-),
OSD Menu	Brightness, Contrast, H/V Position, Color, Phase, Clock...
Optional	<input type="checkbox"/> AOT <input type="checkbox"/> Touch Screen

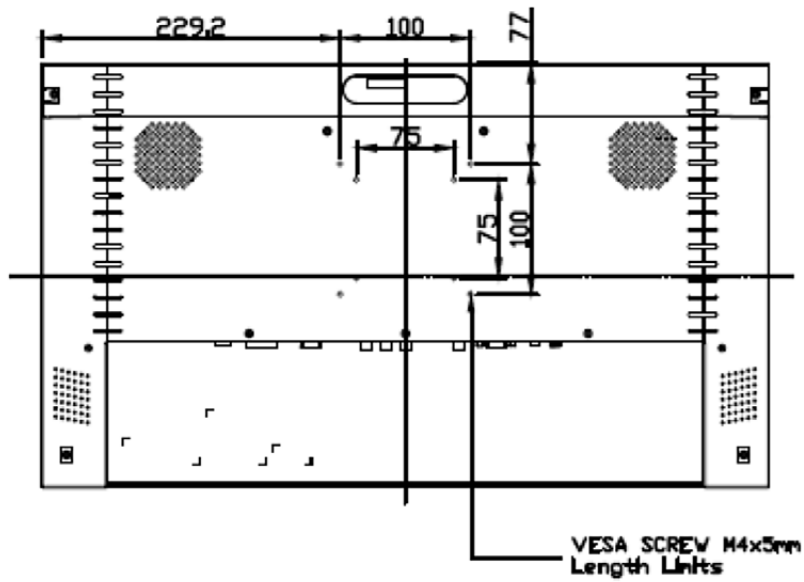
*Specifications are subject to change without notice. **All brands or product names are trademarks or registered trademarks of their respective companies.

SLD/SLO = Panel+ LED Driving Board + Control Board + Housing

Front View

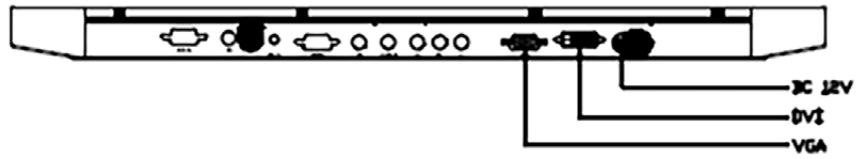


Rear View



MECHANICAL DRAWING Unit: mm

Bottom View



Real View

