

# SLO2325-E

23" Wide TFT LCD, LED Backlight 1000nits, FHD (1920x1080)

SLO2325-E is a 23" wide open frame display, full high definition (FHD) LCD panel, Low power consumption is remarkable. The monitor brings outstanding display quality, and guaranteeing product life cycle longevity, stability, and reliability. Perfectly suitable for Kiosk, ATM, POS, gaming machine, and gas pump.



## KEY FEATURES

- LED Backlight
- High Shock & Vibration Resistance
- Low Power Consumption
- Wide Viewing Angle
- High Uniformity
- Low EMI Noise

## APPLICATIONS

- Kiosk
- Gaming
- POS

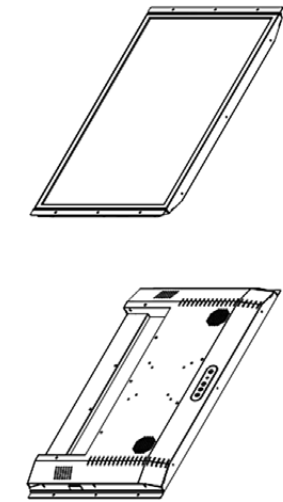
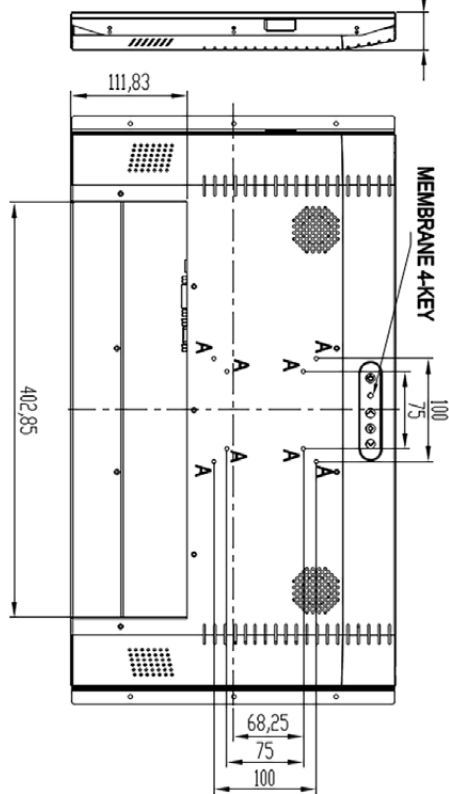
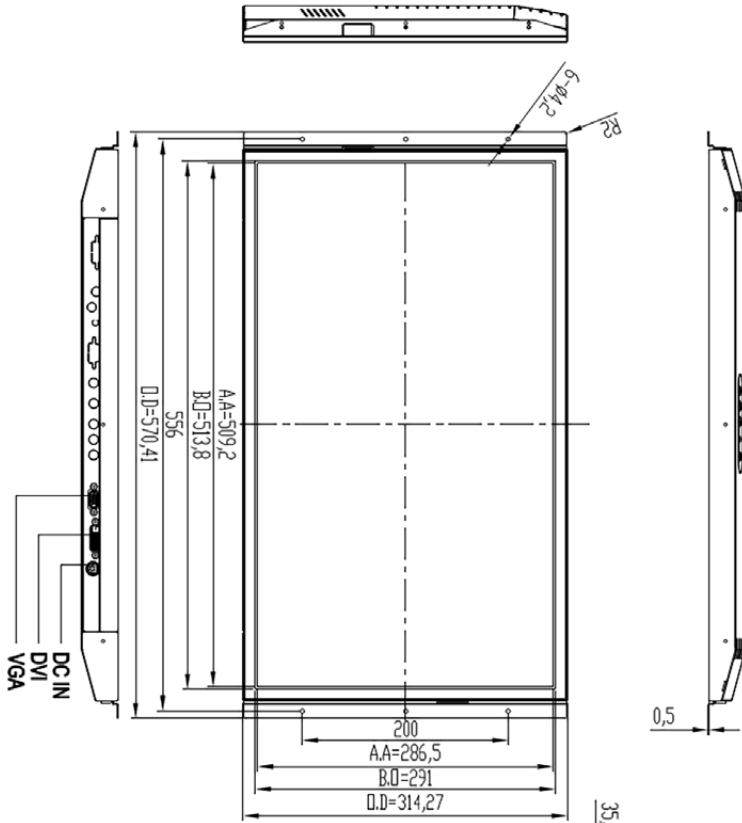
## SPECIFICATIONS

Model No.	SLO2325-E
Description	23" Wide TFT LCD, LED Backlight 1000 nits, FHD
Display Area (mm)	509.184 (H) x 286.416(V) mm
Brightness	1000 cd/m <sup>2</sup>
Resolution	1920 x 1080 (FHD)
Contrast Ratio	1000 : 1
Pixel Pitch (mm)	0.2652(H) x 0.2652(V) mm
Viewing Angle	R/L 178(Typ.), U/D 178(Typ.)
Display Colors	16.7M
Response Time (Typical)	14ms
Sync	LVDS
Power Consumption	42W
Dimensions (mm)	570.4 x 314.2 x 35.9 mm
Weight (Net)	4.2Kg
LED Driving Board	LID23A
Control Board (Optional)	<input type="checkbox"/> AD6038GD
<input type="checkbox"/> AD6038GD	VGA+DVI
F / R Control Button	<input type="checkbox"/> 4 Key
<input type="checkbox"/> 4 Key	Power Switch, Menu, Select (+,-),
OSD Menu	Brightness, Contrast, H/V Position, Color, Phase, Clock...
Optional	<input type="checkbox"/> AOT <input type="checkbox"/> Touch Screen

\*Specifications are subject to change without notice. \*\*All brands or product names are trademarks or registered trademarks of their respective companies.

SLD/SLO = Panel+ LED Driving Board + Control Board + Housing

Note :  
 O.D : Outline Dimension  
 B.O : Bezel Opening  
 A.A : LCD Active Area  
 A:8-M4 User holes. The maximum penetration depth is 5mm.



REV	ECN NO.	DESCRIPTION	SIGN	DATE
A		Design Drawing	Dicky	20/11/09/26

APPROVED	CHECKED	DESIGNED	DATE
		Dicky	20/11/09/26

LEVEL	General tolerance	1	2	3	SELECT LEVEL
0 - 4	0,05	0,1	0,2		
> 4 - 14	0,05	0,2	0,3		
> 14 - 50	0,2	0,4	0,5		
> 50 - 100	0,3	0,5	0,8		
> 100 - 400	0,5	1,2	3		

UNIT	SCALE	VECTOR	ANGLE	GENERAL TOLERANCE	3rd Angle	ORIGINAL MODEL
MILL	1:1					SLO235

TITLE	ISSUING PART NO.	DESCRIPTION	SIZE	SHR	REV
DIM	SLO2325-ENB-101	23" 1000nits FHD LID23A-AD08389D/08 DDC121/V01	A4	1-1	VI